


SIRIUS 107

THERMAL LAMINATOR

KOMFI®




CUSTOM-BUILT SOLUTION FOR FULL
FORMAT OFFSET AND ON-DEMAND PRINTED OUTPUT

- Heavy duty machine for "XL" production
- Reliable solution for the most demanding 24/7 environments
- Ability to process any standard thermal laminating film available on the market
- Built-in help and self-diagnostics
- Designed for unattended operation

- Feeding head is processor controlled for reliable sheet feeding
- Accurate and stable overlap at any production speed
- Easy and fast setting of job and machine parameters through a large graphical touch screen
- Outstanding lamination quality thanks to instant precise temperature control

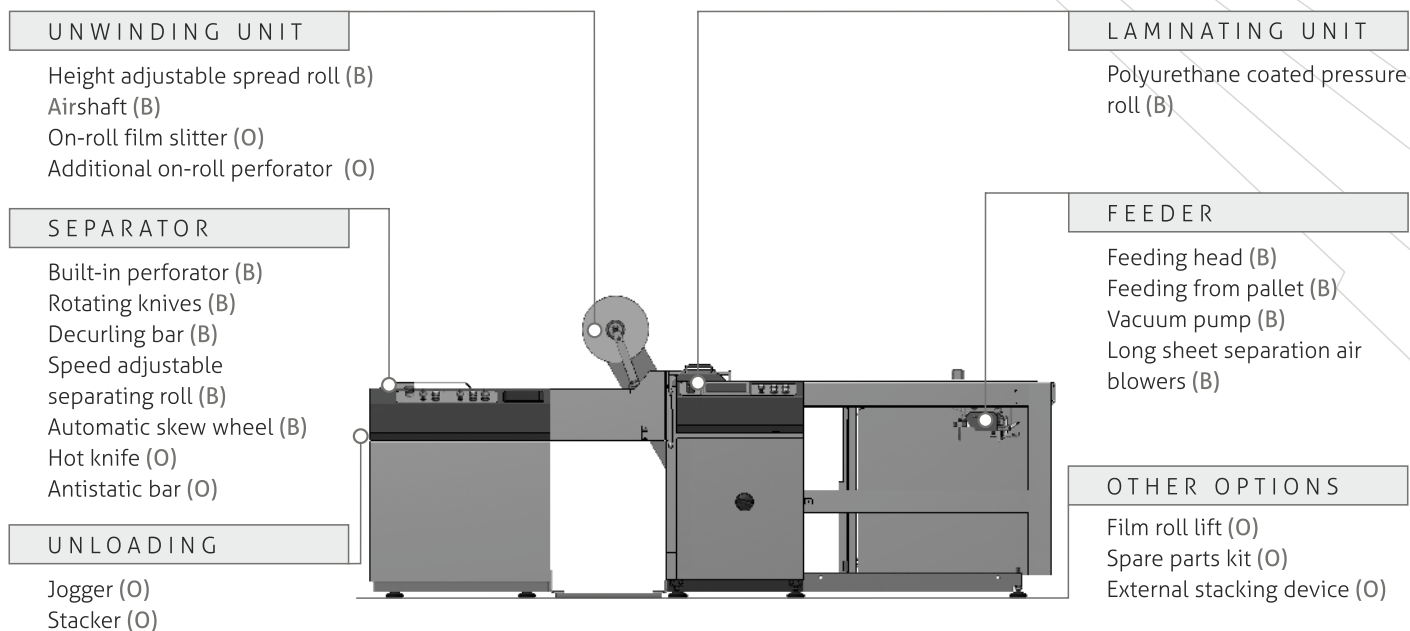
DESIGNED AND MANUFACTURED IN THE CZECH REPUBLIC



SIRIUS - 5 ★ PERFORMANCE

MACHINE CONFIGURATION SCHEME

B = basic O = option



BASIC CONFIGURATION

- Automatic feeder - feeding from pallet
- Komfi design feeding head
- Vacuum pump
- Automatic sheet overlap control
- Laminating cylinder heated by 5-zone electro-resistance heater
- Polyurethane coated pressure roll
- Airshaft for film unwinding
- Adjustable sheet de-curling unit
- Automatic sheet separation using rotating knives and built-in perforator
- Automatic skew wheel
- Snapping unit pneumatically controlled
- Speed adjustable snapping roller

OPTIONS

- Machine options in details on www.komfilaminators.com

CUSTOM-BUILT SOLUTIONS

- Sirius 130
- Sirius 150
- The technical parameters of custom-built solutions are different from the standard configuration
- Possibility of individual machine modification based on specific requirements

TECHNICAL PARAMETERS

Maximum speed of lamination:	60 m/min
Maximum sheet dimensions:	107 × 145 cm (42 × 57")
Minimum sheet dimensions:	36 × 30 cm (14 × 11.8")
Paper weight:	115-600 g/m ² (400-600 g/m ² limited speed)
Thickness of laminating film:	24-50 μm (according to the type of film)
Kind of laminating film:	OPP, PET, Nylon
Time of laminating roll warm up (25±100 °C):	6 min
Sheet overlap accuracy (at constant laminating speed):	±1.5 mm
Machine dimensions including stacker (L × W × H):	675 × 187 × 132 cm
Air supply:	6 bar
Air consumption at stable run:	80 l/min

The technical parameters may change without prior notice. Find more details about the product and its technical parameters on www.komfilaminators.com.



WEB PAGE
SIRIUS 107